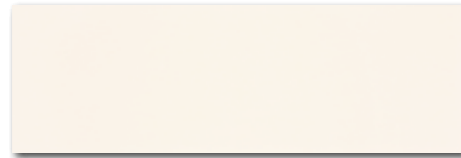






WADVE020
○ 76 / m²
mat | matt | ✚
bílá / white / biata / белый / fehér / blanco




WATVE022
○ 76 / m²
mat | matt




WITVE022 (SET)
○ 92 / set
mat | matt
světle béžová / light beige / jasnobežowa
светло-бежевый / világosbézs / beige claro



WADVE021
○ 82 / m²
mat | matt | ✚
bílá / white / biata / белый / fehér / blanco




WATVE024
○ 76 / m²
mat | matt
hnědošedá / brown-grey / brązowoszara
коричневый-серый / szürke-barna / marrón-gris



WATVE026
○ 76 / m²
mat | matt




WLASZ126 60x3,5
○ 64 / ks
mat | matt
červená / red / czerwona / красный / piros / gojo



WATVE023
○ 76 / m²
mat | matt



WITVE023 (SET)
○ 92 / set
mat | matt
šedobéžová / grey-beige / szaro-bežowa
серо-бежевый / szürke-bézs / gris-amarillento



WATVE025
○ 76 / m²
mat | matt



WLASZ125 60x3,5
○ 64 / ks
mat | matt
zelená / green / zielona / зеленый / zold / verde



DAK63656
Trend
PEI 4 ○ 82 / m²
mat | matt
béžovo-šedá / beige-grey / beżowo-szary
бежевый-серый / bézs-szürke / beige-gris



DAK63653
Trend
PEI 5 ○ 82 / m²
mat | matt
světle šedá / light grey / jasnoszara
светло-серый / világosszürke / gris claro



výrobek / product	cm	mm	EN	ks/m ²	m ²	kg	brutto kg
obkládacíka / wall tile	20x60	198x598x10	EN 14411:2012, annex K BIII GL	9	8,3	1,08	42
inzerťo / insert (set)	20x60	198x598x10	EN 14411:2012, annex K BIII GL	2	8,3	0,72	-
listela / listel	60x3,5	598x35x10	EN 14411:2012, annex K BIII GL	6	47,6	0,13	-
dlaždice / floor tile	60x60	598x598x10	EN 14411:2012, annex G BIIa GL	3	2,8	1,08	32

